


# RETRO



Terrazzo flooring dates back to the 1500s in Venice and first arrived in the United States in the 1700s. It is an ageless look that is currently experiencing a surge in popularity. The Retro series captures the look of Terrazzo in 3 classic colors - white, taupe and grey - but with all the technical advantages of porcelain. Retro is special because it has a balanced mixture of large and small stone chips. The white takes advantage of the stone mix with subtlety, while the grey and taupe are a bit more lively.

12 x 24


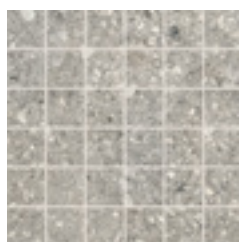


Bianco

2 x 2 mosaic



Grigio



Taupe



Colors are intended as a guide only and may vary from actual tile. Please check tile samples before making final selections. See reverse side for additional product information.

## PRODUCT INFORMATION

### Colors

VEROBO Bianco  
VEROGO Grigio  
VEROTE Taupe

### Size Rectified

12 x 24 VERO--/1224

**Mosaic** Available in all colors and mounted on approx. 12 x 12 sheets.

2 x 2 VERO--/22

**Trim** The surface bullnose is made from field tile that is cut, ground and reglazed.

VERO--/SBN 3 x 24 Surface Bullnose

### Usage

Suitable for residential and moderate commercial installations.

### Installation Information

To attain the proper mix of graphics and color it is important to pull from multiple boxes during installation, rotate pieces, and note the placement of the different images to get the proper final blend.

Most Italian manufacturers recommend a maximum offset of 8" (20cm) on all large format tiles when setting running bond. Please refer to ANSI requirements for setting large format tiles ANSI A108.02 Section 4.3.8.

### Technical Information - UGL Classification

| Physical Properties      | Norms    | Value             | Physical Properties   | Norms                        | Value      |
|--------------------------|----------|-------------------|---|------------------------------|------------|
| Deep Abrasion Resistance | 10545-6  | Conforms          | Slip Resistance   | DIN 51130 R                  | R10        |
| Water Absorption         | 10545-3  | ≤0.5%<br>Conforms | Dynamic (DCOF)<br>Coefficient of Friction   | ANSI A137.1:2012<br>BOT 3000 | ≥ 0.42 Wet |
| Frost Resistance         | 10545-12 | Resistant         | The Dynamic Coefficient of Friction is a general guide only. Testing may vary with different production runs and with different testing labs. As noted in the American with Disabilities Act (ADA) the coefficient of friction varies considerably due to facts not under the control of entities such as the manufacturers and distributors. These |                              |            |

factors include, but are not limited to, contaminants, slope of terrain, drainage conditions, adjacent surfaces, etc. Suitability for any installation can only be determined by a site examination of all conditions that could affect the slip resistance of the tile being installed. Continual cleaning and maintenance must be performed once the tile has been installed.

