


GAZZINI

MARQUINIA


(3)




It is not easy to emulate the true, deep black of the popular Nero Marquinia marble from Spain but Gazzini rose to the challenge with their Marquinia series. Using the purest raw materials in their colored-body porcelain clay, they were able to obtain a genuine black color. By adding the marble's distinctive white veins, this porcelain is recognizable as a superior interpretation of a classic and dramatic choice. It is suitable for residential applications.



4 x 12 - Available in Natural & Polished



12 x 24 - Available in Natural & Polished



24 x 48 - Available in Natural & Polished

Colors are intended as a guide only and may vary from actual tile. Sizes listed are nominal. Please check samples before making final selection and to get actual dimensions for layout. See reverse side for additional product information.

Color **Black (GIMABK)**

Sizes - Rectified Natural (Matte)

Lappato (Polished)

12 x 24	GIMABKN/1224	GIMABKL/1224
24 x 48*	GIMABKN/2448	GIMABKL/2448
4 x 12	GIMABKN/412	GIMABKL/412

Mosaic

4" Hex Herringbone	GIMABKN/4HX GIMABKN/HB
--------------------	---------------------------

*Orders for the 24x48 size must be for full box quantities only. We are not able to fill orders on the same day as placed and extra time is required to prepare shipments.

Trim

The surface bullnose is made from field tile that is cut, ground and re-glazed.

	Natural (Matte)	Lappato (Polished)
3 x 12 Surface Bullnose	GIMABKN/SBN	GIMABKL/SBN*

Note: On the GIMABKL/SBN the rounded edge is not fully polished.

Usage & Installation Information

Gazzini Marquinia is suitable for residential applications. Most Italian manufacturers recommend a maximum offset of 8" (20cm) on all large format tiles when setting a running bond. Please refer to ANSI requirements for setting large format tiles, ANSI A 108.2 Section 4.3.8.

Lappato Cleaning And Maintenance

The Lappato finish is suitable for walls and for residential floors with limited traffic. However, it should be noted that, as with all shiny surfaces, the polished finish is susceptible to scratching, and scratches tend to be more visible on dark colors. Extra care should be taken when handling and grouting. This includes, but is not limited to:

- Taking care while moving the material to avoid having pieces rub together
- Keeping the installation area clean to avoid debris scratching the surface
- Removing dirt from the surface of the tile before grouting
- Take care while troweling and washing the grout
- Making sure to follow the instructions of the grout manufacturer. For example, avoid letting the grout residue dry on the surface since it may scratch the surface when you try to clean it off
- Protecting the area during any other stages of the project (plumbing, electrical, fixture installation, etc.)

The factory does not recommend sealing or treating this material.

Polished material can be etched with acids. Avoid detergents, solvents or acid-based products containing hydrochloric acid, citric acid, acetic acid or abrasive components. Do not use cleaning agents like abrasive cleaners which might scratch the surface. It is advisable to test a small area in a not highly visible section of the tiles before proceeding to clean the whole surface.

Non-Stock

NON-STOCK SIZES and FINISHES are subject to minimum order quantities. Non-Stock prices are subject to change and should be reconfirmed at time of order.

Sizes - Rectified Natural (Matte) Lappato (Polished)

24 x 24	GIMABKN/2424	GIMABKL/2424
---------	--------------	--------------




Technical Information - Natural Finish

Frost Resistance	Water Absorption	Slip Resistance
Resistant	<0.5%	R 9

The Coefficient of Friction is a general guide only. Testing may vary with different production runs and with different testing labs. As noted in the American with Disabilities Act (ADA) the coefficient of friction varies considerably due to facts not under the control of entities such as the manufacturers and distributors. These factors include, but are not limited to, contaminants, slope of terrain, drainage conditions, adjacent surfaces, etc. Suitability for any installation can only be determined by a site examination of all conditions that could affect the slip resistance of the tile being installed. Continual cleaning and maintenance must be performed once the tile has been installed.



4" Hex GIMABKN/4HX (full sheet shown)



Herringbone Mosaic GIMABKN/HB (full sheet shown)