


# LEMMY


Lemmy is a metallic look porcelain inspired by sheet metal that has been aged and scratched by the passage of time. The resulting finish features an enriching contrast between the original gleam of the metal and the opaque marks from oxidation and scratching. In addition to the natural, neutral shades of different metals, Lemmy features some unconventional, colorful options as well. The hallmark of the collection is its urban chic style where an industrial concept takes on a warm and inviting connotation making the line suitable for both residential and commercial environments.



Palladium MELY01 (G1)



Nimbus MELY02 (G1)




Venom MELY04 (G1)



Afterglow MELY05 (G1)



Viridium MELY06 (G2)



Indio MELY07 (G2)

G1 - Price Group 1    G2 - Price Group 2

Colors are intended as a guide only and may vary from actual tile. Sizes listed are nominal. Please check samples before making final selection and to get actual dimensions for layout. See reverse side for additional product information.

## Colors

### Price Group 1

Palladium (White)	MELY01
Nimbus (Lt. Grey)	MELY02
Venom (Black)	MELY04
Afterglow (Ivory)	MELY05

### Price Group 2

Viridium (Green)	MELY06
Indio (Blue)	MELY07

## Trim

The surface bullnose is made from field tile that is cut, ground and reglazed.

3 x 24 Surface Bullnose MELY--/SBN

## Usage

Lemmy is suitable for both residential and commercial environments.

## Installation

Most Italian manufacturers recommend a maximum offset of 8" (20 cm) on all large format tiles when setting a running bond. Please refer to ANSI requirements for setting large format tiles, ANSI A 108.2 section 4.3.8.

To attain the proper mix of graphics and color it is important to pull from multiple boxes during installation, rotate pieces, and note the placement of the different images to get the proper final blend. Lemmy is suitable for residential and commercial applications.

## Non-Stock Colors & Sizes FOR PROJECTS THAT MEET MINIMUM QUANTITIES

Non-Stock prices are subject to change and should be reconfirmed at time of order.

Available in all colors	Non-Stock Colors
6 x 24 MELY--/624	<b>Group 1</b>
24 x 24 MELY--/2424	
24 x 48 MELY--/2448	
<b>Available in LY03, LY05, LY09</b>	<b>Group 2</b>
32 x 32 MELY--/3232	
<b>Available in LY01, LY02, LY03, LY04, LY05, LY09</b>	(12 x 24 avail. in non-stock colors as special order )
48 x 48 MELY--/4848	

## Sizes (Rectified)

12 x 24	MELY--/1224
32 x 32	MELY--/3232
(32X32 is stocked in LY01, LY02 & LY04 colors)	

## Mosaic

Quilt Mosaic MELY--/QM

The Lemmy Quilt Mosaic is perfect for accents, feature walls and large areas. It is also a practical alternative to using 2x2 on shower pans and adds an upgraded aesthetic to this important function.

It can also be cut into strips to make a striking decorative accent.



Quilt Mosaic  
MELY--/QM

## Physical Properties

Physical Properties	Norms	Value
Flexion Resistance	10545-04	R ≥ 35 N/mm <sup>2</sup> (average value)
Water Absorption	10545-03	≤ 0,05
Frost Resistance	10545-12	Resistant
Slip Resistance	DIN 51130	R9
** Dynamic (DCOF) Coefficient of Friction	DCOF	Wet ≥ 0.42

\*\* These results are for the natural finish and for the normal productions; if there is concern about a particular production, it should be tested. The Coefficient of Friction is a general guide only. Testing may vary with different production runs and with different testing labs.

As noted in the Americans with Disabilities Act (ADA) the coefficient of friction varies considerably due to facts not under the control of entities such as the manufacturers and distributors. These factors include, but are not limited to, contaminants, slope of terrain, drainage conditions, adjacent surfaces, etc. Suitability for any installation can only be determined by a site examination of all conditions that could affect the slip resistance of the tile being installed. Continual cleaning and maintenance must be performed once the tile has been installed.