

Koshi

Koshi



Koshi is a full-body porcelain that offers a modern, fresh look. With an eight-color palette, Koshi an ideal choice for commercial or residential applications.



BEIGE




CEMENTE



DARK GREY



LIGHT GREY



NERO



WHITE

Colors are intended as a guide only and may vary from actual tile. Please check tile samples before making final selections. See reverse side for product information.

Product Information

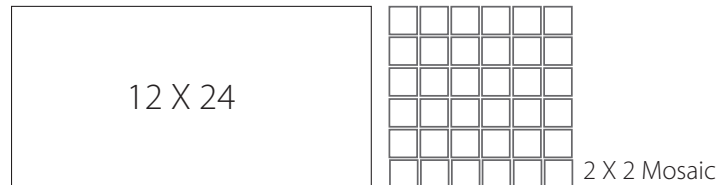
Size

12 x 24 IAKI--/1224

Note: The factory is switching from non-rectified to rectified 12 x 24. This change will occur color by color over time as we rotate from old to new stock. If there is a concern about a particular order (i.e. a job continuation) please contact us to find out which version we currently have.

Mosaic

2 x 2 Mosaic IAKI--/22



Colors

IAKIBE Beige
 IAKICE Cemente (Green/Grey)
 IAKIDG Dark Grey
 IAKILG Light Grey
 IAKINO Nero
 IAKIWE White

New Trim Cut & ground from field tile

IAKI--/SBN424 3-3/4 x 23-1/2 Surface Bullnose

Non-Stock Sizes


Available in the above colors - subject to minimum order quantities.

18 x 18 Non-Rectified	IAKI--/1818 (9.5 mm thick)	24 x 48 Rectified	IAKI--/2448 (11 mm thick)
24 x 24 Rectified	IAKI--R/2424 (10.5 mm thick)	30 x 30 Rectified	IAKI--/3030 (11 mm thick)

Installation Information

Most Italian manufacturers recommend a maximum offset of 8" (20cm) on all large format tiles when setting a running bond. Please refer to the ANSI requirements for setting large format tiles, ANSI A 108.2 section 4.3.8. There are special setting requirements and materials for 24x48 size tile. Please refer to the TCNA Handbook and guidelines by your mortar manufacturer for more information.

49% Recycled Ceramic Content
 Pre-consumer
 This product contributes towards satisfying MR credits 4.1 & 4.2 under LEED®.



Technical Information

Physical Properties	Norms	Value Natural	Physical Properties	Norms	Value Natural
Average Bending Strength	10545-04	45,5 N/mm2 (average value)	Frost Resistance	10545-12	Resistant
Breaking Strength	10545-04	S ≥ 1300 N	Slip Resistance	DIN 51130 DIN 51097	R9 A
Water Absorption	10545-03	≤ 0,05	**Dynamic (DCOF) Coefficient of Friction	ANSI A 137.1:2012	Wet ≥ 0.42



The Dynamic Coefficient of Friction is a general guide only. Testing may vary with different production runs and with different testing labs. As noted in the American with Disabilities Act (ADA) the coefficient of friction varies considerably due to facts not under the control of entities such as the manufacturers and distributors. These factors include, but are not limited to, contaminants, slope of terrain, drainage conditions, adjacent surfaces, etc. Suitability for any installation can only be determined by a site examination of all conditions that could affect the slip resistance of the tile being installed. Continual cleaning and maintenance must be performed once the tile has been installed. For more information see our current handout *Americans with Disabilities Act and Slip Resistance of Tile*.