

With Design Evo, Elios presents the next step in the evolution of design. It is a concrete look with the character of the traditional Italian "cementine". Elios included slight imperfections in the designs and subtle differences from piece to piece along with an imprecise alignment when the pieces come together. These details are faithful to the inherent nature of the handmade cementine tiles and create intentional movement which enhances the authenticity of the final look. The decorative designs are sold individually, allowing people to select a specific pattern and use it in entire areas as a carpet or as an individual accent. Four field colors can be used on their own or combined with the decos, giving free reign to creativity.



Deco




Palazzo Ducale A



Palazzo Ducale B



Palazzo Ducale C



Palazzo Ducale E



Black & White B



Black & White X



Black & White Z

Colors are intended as a guide only and may vary from actual tile. Sizes listed are nominal. Please check samples before making final selection and to get actual dimensions for layout. See reverse side for additional product information.

Sizes - Non-Rectified

8 x 8 Field ESDE--/88

Decos

8 x 8 Palazzo Ducale




ESDEPD/88A



ESDEPD/88B



ESDEPD/88C



Gray

Beige

Although this seems to be a "single piece" pattern, be careful to put the Gray & Beige in the same orientation when installing.

ESDEPD/88E

8 x 8 Black & White

The Black and White section of Design Evo is a selection of decorative designs in the classic black and white color combination. As an aged cementine look, the pattern is in dark grey on the soft cream background of the Burro color.



ESDEBW/88B



ESDEBW/88X



ESDEBW/88Z

Technical Information


Physical Properties	Norms	Value	Physical Properties	Norms	Value
Water Absorption	10545-3	≤0.5% Conforms	Resistance to Surface Abrasion	10545-7	BO PEI 5
Frost Resistance	10545-12	Resistant			GO,CO,TS & Decos PEI 4
Slip Resistance	DIN51130R	R10	The Dynamic Coefficient of Friction is a general guide only. For more information see our current handout <i>Americans with Disabilities Act and Slip Resistance of Tile</i> .		
Dynamic (DCOF) Coefficient of Friction	DCOF	≥ 0.42 Wet			

The Dynamic Coefficient of Friction is a general guide only. Testing may vary with different production runs and with different testing labs. As noted in the American with Disabilities Act (ADA) the coefficient of friction varies considerably due to facts not under the control of entities such as the manufacturers and distributors. These factors include, but are not limited to, contaminants, slope of terrain, drainage conditions, adjacent surfaces, etc. Suitability for any installation can only be determined by a site examination of all conditions that could affect the slip resistance of the tile being installed. Continual cleaning and maintenance must be performed once the tile has been installed.


Field Colors



Burro (ESDEBO)



Grigio (ESDEGO)



Ciano (ESDECO)



Terra di Siena (ESDETS)

Coordinating Trim

Expect shade variation between field and bullnose.

The factory is switching to 3 x 8 Surface Bullnose from the current 3 x 24 Surface Bullnose. This change will occur color by color over a period of time. If there is a concern about a particular order (i.e. a job continuation) please contact us to find out which version we currently have.

Old Trim: ESDE--/SBN

3 x 24 Surface Bullnose

New Trim: ESDE--/SBN38

3 x 8 Surface Bullnose

Usage & Installation

Suitable for walls and floors including residential and moderate commercial use. Please note that some patterns are complete within a single piece of tile while others need four tiles to complete each pattern. For the designs that require four pieces, Palazzo Ducale A and C, single piece Pattern E and Black & White X, care should be taken during installation to make sure the tiles are correctly placed to achieve the desired final look. The minimum recommended grout joint is 3/32". Please note that the material is non-rectified. If using more than one item together (i.e. field and decos), please check the caliber and be aware that you may have to adjust the size of the grout joint to make your pattern work.