






# ARDENNE



The Ardenne series is a stone look inspired by the flowing veins of Brazilian slate and the delicate pebbles found on the shore. The final aesthetic would be equally at home in a modern or rustic design.



Antracite

Grigio

Sabbia

Colors are intended as a guide only and may vary from actual tile. Sizes listed are nominal. Please check samples before making final selection and to get actual dimensions for layout. See reverse side for additional product information.

## Product Information

### Colors

VWAEAE	Antracite (Dark Grey)
VWAEGO	Grigio (Grey)
VWAESA	Sabbia (Beige)

The Ardenne Quilt Mosaic is perfect for accents, feature walls and large areas. It is also a practical alternative to using 2x2 on shower pans and adds an upgraded aesthetic to this important function.



Quilt Mosaic (VWAE-/QM)

### Size (Rectified)

VWAE-/1224	12 X 24
VWAE-/2448	24 X 48

It can also be cut into strips to make a striking decorative accent.

### Mosaic

VWAE-/QM	Quilt Mosaic
----------	--------------

### Trim

The surface bullnose is made from field tile that is cut, ground and re-glazed.

VWAE-/SBN	3 x 24 Surface Bullnose
-----------	-------------------------

### Usage & Installation Information

Ardenne is suitable for residential and moderate commercial applications. To attain the proper mix of graphics and color it is important to pull from multiple boxes during installation, rotate pieces, and note the placement of the different images to get the proper final blend.

Most Italian manufacturers recommend a maximum offset of 8" (20cm) on all large format tiles when setting a running bond. Please refer to ANSI requirements for setting large format tiles (ANSI A 108.2 Section 4.3.8). There are special setting requirements and materials for large format tiles. Please refer to the TCNA Handbook and guidelines by your mortar manufacturer for more information.

### Non-Stock

Available in all colors. NON-STOCK SIZES and FINISHES are subject to minimum order quantities. Non-Stock prices are subject to change and should be reconfirmed at time of order.

Sizes - Rectified	Natural Finish	Paver Finish - R11 C - 2 cm thick
24 x 24	VWAE-/2424	_____
32 x 32	VWAE-/3232	32 x 32 Paver

### Physical Characteristics

Physical Properties	Norms	Value
Water Absorption	10545-3	<0.5%
Frost Resistance	10545-12	Resistant
Slip Resistance	DIN51130	R10 A+B+C
Resistance to Surface Abrasion	10545-7	PEI 5 Grigio & Sabbia PEI 3 Antracite
Dynamic Coefficient of Friction	DCOF	Wet ≥ 0.42

The Coefficient of Friction is a general guide only. Testing may vary with different production runs and with different testing labs. As noted in the American with Disabilities Act (ADA) the coefficient of friction varies considerably due to facts not under the control of entities such as the manufacturers and distributors. These factors include, but are not limited to, contaminants, slope of terrain, drainage conditions, adjacent surfaces, etc. Suitability for any installation can only be determined by a site examination of all conditions that could affect the slip resistance of the tile being installed. Continual cleaning and maintenance must be performed once the tile has been installed.