


LANKA


ACUARELA

Acuarela combines a gently undulating surface with exquisitely beautiful glazes. The opaque Cloud color takes advantage of the undulation adding a textural element that makes it stand out from other white wall tile. The translucent glazes of the other colors create movement on each piece and variation from piece to piece. The carefully designed structure allows the glazes to pool which creates movement and accentuates their beauty. The final look is like a handmade tile, yet the straight edges allow for a smaller grout joint and easier installation.


LAAA



Cloud (LAAA541)
Also available in Matte Cloud (LAAA236)



Bone (LAAA542)




Ash (LAAA545)



Sky (LAAA543)



Sea (LAAA544)



Smoke (LAAA546)

Colors are intended as a guide only and may vary from actual tile. Sizes listed are nominal. Please check samples before making final selection and to get actual dimensions for layout. See reverse side for additional product information.

SIZE (NON-RECTIFIED)

4 x 12 LAAA---/412

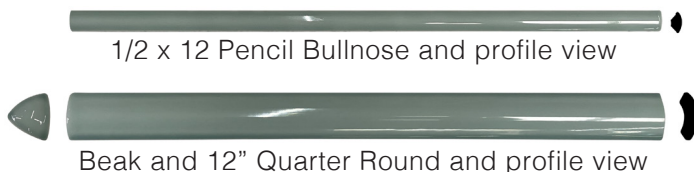
COLORS

Group 1		Group 2 Shaded Colors	
Cloud (541)	LAAA541	Bone (542)	LAAA542
Matte Cloud (236)	LAAA236	Sky (543)	LAAA543
		Sea (544)	LAAA544
		Ash (545)	LAAA545
		Smoke (546)	LAAA546

NEW COORDINATING TRIMS

Expect shade variation between field and trim.

1/2 x 12 Pencil Bullnose	LAAA---/PB112
Corner Pencil Bullnose	LAAA---/PBSN
12" Quarter Round	LAAA---/A112
1" Beak	LAAA---/AC112




OLD COORDINATING TRIMS

Expect shade variation between field and trim.

*1/2 x 8 Surface Bullnose	LAAA---/SBN18
*8" Qtr Rnd	LAAA---/A108
*1" Beak	LAAA---/AC108

Pencil Bullnose with field tile



*Old trims are being phased out and replaced by new trims item by item, color by color, over time.

INSTALLATION INFORMATION

IT IS IMPORTANT TO WORK WITH THE LAYOUT, MIXING PIECES WITHIN EACH CARTON AND PULLING FROM SEVERAL CARTONS, TO GET THE PROPER BLEND DURING INSTALLATION.

This is a shaded product with variation within each production and from production to production. Due to the different production techniques and times, expect variation in size and color between field and trim. The variation can be accentuated by the shape of the trim pieces as the glaze pools differently on the curved surfaces. Glossy glazes can be susceptible to scratching, so care should be taken with handling and installation. Please also note that due to the undulated surface and handcrafted back that creates the character of this tile, pieces may vary slightly in thickness.

Acuarela is intended for interior walls. If installing with a cement-based adhesive, it is recommended to use flexible setting material that meets the ISO S1 standard (e.g. Servolight by Kiesel). All substrates should be properly reinforced to be sure there is no movement. Wood studs need to be dry and properly braced with a minimum depth of 3-1/2". For mortar installations, the mortar bed has to be cured (less than 2% humidity) and has to have proper reinforcing.

Most manufacturers recommend a maximum offset of one-third (1/3) of the length of the tile on all large format tiles when setting a running bond. Please refer to ANSI requirements for setting large format tiles, ANSI A 108.2 Section 4.3.8. The minimum recommended grout joint is 2 mm.

A bit of crackle effect is common in crafted ceramic products, especially those with translucent glazes. It is considered an inherent characteristic of these products, not a flaw. In fact, it is part of the look coming from the special production technique that also gives the glazes their depth and richness. Acuarela has no visible crackle initially, but the effect may develop over time. Even then, you might not be able to see them unless you look very closely.