


GAZZINI


Tinte Unite



In Tinte Unite, Gazzini presents a simple concept, a line of solid colors, with their visual eye for detail. The surface is not completely flat, and the three colors are carefully studied to be the best possible versions of a pure white, a deep black and a soft, warm light grey. With a rectified 12 x 24 and 12 x 12, and a non-rectified 8-1/2" Hexagon, the line provides many options for combinations and patterns. We added a 2 x 2 mosaic in all three colors, plus two options in a 2 x 2 checkerboard mosaic.




GITUWE White 12 x 12




12 x 24



8 1/2" Hex



GITUGY Grey 12 x 12



12 x 24




8 1/2" Hex



GITUBK Black 12 x 12



12 x 24



8 1/2" Hex

Colors are intended as a guide only and may vary from actual tile. Sizes listed are nominal. Please check samples before making final selection and to get actual dimensions for layout. See reverse side for additional product information.

Product Information

Colors

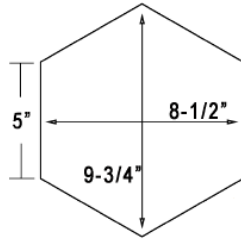
GITUBK	Black
GITUGY	Grey
GITUWE	White

Size (Rectified)

12 x 24	GITU--/1224
12 x 12	GITU--/1212

(Non-Rectified)

8 1/2" Hex*	GITU--/9HX
-------------	------------




*Dimensions are approximate for 8-1/2" Hex


Mosaics

2 x 2 Mosaic	GITU--/22
--------------	-----------

Checkerboard Mosaic



2 x 2 White/Black
GITUWEBK/22



2 x 2 White/Grey
GITUWEGY/22



Usage

Tinte Unite is suitable for residential applications.

Installation Information.

Most tile manufacturers recommend a maximum offset of 8" (20 cm) on all large format tiles when setting a running bond. Please refer to ANSI requirements for setting large format tiles, ANSI A 108.2 section 4.3.8. Using a leveling system can improve the installation of this product.

WE STRONGLY ADVISE AGAINST USING BLACK GROUT WITH WHITE AND LIGHT COLORED TILE (including the Grey in this series). It can leave a film that is difficult to completely remove. It is also problematic because the grout will highlight every tiny irregularity in the tile's surface and it will emphasize any flaws in the installation. **In general, we do not recommend using highly contrasting grouts.** For customers who disregard this advice at their own risk, using a grout release during installation may help and it may be possible to remove a grout haze with a product like Fila Deterdek.

The 8-1/2" Hex is non-rectified. The minimum recommended grout joint is 3/32" and it may be necessary to adjust the installation.

Physical Properties	Norms	Value	Physical Properties	Norms	Value
Deep Abrasion Resistance	10545-6	<150 mm ³ Conforms	Breaking Strength	10545-4	Conforms
PEI	ISO 10545-7	IV White & Grey III Black	Slip Resistance	DIN51130 DIN51097	R10
Water Absorption	10545-3	Conforms	Dynamic Coefficient of Friction (DCOF)	BOT 3000E STANDARD ANSI A326.3:2022	≥ 0.42 Wet
Frost Resistance	10545-12	Resistant			

** These results are for the natural finish and for the normal productions; if there is concern about a particular production, it should be tested. The Dynamic Coefficient of Friction is a general guide only. Testing may vary with different production runs and with different testing labs.

As noted in the Americans with Disabilities Act (ADA) the coefficient of friction varies considerably due to facts not under the control of entities such as the manufacturers and distributors. These factors include, but are not limited to, contaminants, slope of terrain, drainage conditions, adjacent surfaces, etc. Suitability for any installation can only be determined by a site examination of all conditions that could affect the slip resistance of the tile being installed. Continual cleaning and maintenance must be performed once the tile has been installed.