



The Stow series is a wall tile characterized by deep, vibrant colors and plenty of variation on an artisan clay body. Natucer creates a bisque that truly looks handmade by using 14 different molds. The uneven surface and irregular edges — including occasional small chips, clipped corners and glaze irregularities — are intentionally included to achieve an authentic hand-crafted effect. Each of the 4 Mix colors include light and dark pieces mixed together and packed as a single item. The resulting variation combined with the 4 x 4 size create a dramatic and exciting impact that is reminiscent of the hand-painted zellige tile tradition. Stow is also available in both 4 x 4 and 4 x 8 White (Glossy White) & Marshmallow (Matte White) making it an option for bringing some flavor and character to a classic style.



Acqua Mix




Turchese Mix



Olive Mix



Grey Mix



Bianco (Glossy) \*Also available in Marshmallow (Matte)

Colors are intended as a guide only and may vary from actual tile. Sizes listed are nominal. Please check samples before making final selection and to get actual dimensions for layout. See reverse side for additional product information.

## Colors

### White

Bianco (Glossy)	NRSWBO
Marshmallow (Matte)	NRSWMW

### Mixed Colors

Acqua Mix	NRSWAM
Grey Mix	NRSWGM
Olive Mix	NRSWOM
Turchese Mix	NRSWTM

## Sizes (Non-Rectified)

4 x 4 NRSW--/44

4 x 8 NRSW--/48

The 4 x 8 is available in Bianco (BO) and Marshmallow (MW) only.

## Coordinating Trim

Expect variation in color and size between field and trims.

There is limited shade variation on the pencil bullnose; the shading is more uniform than the field tile.


1/2 x 12 SBN (Pencil Bullnose/Jolly) NRSW--/112SBN



1/2 x 12 SBN (Pencil Bullnose/Jolly) and profile view



Trim with field tile



## Installation Information

Due to the irregular edges on this handcrafted look, the factory recommends using a minimum joint of 3/32".

It is important to work with the layout, blending pieces within each carton and pulling from several cartons, to get the proper blend during installation. Due to the different production techniques and times, expect variation in size and color between field and trim.

Stow is intended for interior walls. If installing with a cement-based adhesive, it is recommended to use flexible setting material that meets the ISO S1 standard (e.g. Servolight by Kiesel). Wood studs need to be dry and properly braced with a minimum depth of 3-1/2". For mortar installations, the mortar bed has to be cured (less than 2% humidity) and has to have proper reinforcing.

Due to the nature of this special material, **orders must be for full boxes only**. Please note that we do not accept returns in general. In the rare occurrence that we make an exception and do take a return of this product, only factory sealed full boxes can be accepted.

