


# FIGURES

Figures features Squares, Triangles, Rectangles and Pickets all in a textured matte white with a shiny glimmer. The square and triangle also come in a second "Doble" version where the shape is "doubled". The frame around the edge is higher and flatter, while the indented central area has additional surface texture giving these products a truly multi-dimensional effect. The different shapes can be used together to create interesting patterns. For example, the pickets can either be used as themselves or as a modular frame around the 6x6 square creating an octagon. Figures is an extruded porcelain with a handmade feel.



### Sizes



6 x 6




6 x 6 Doble




7" Triangle



7" Triangle Doble



2 x 10



2 x 8 Picket

Colors are intended as a guide only and may vary from actual tile. Sizes listed are nominal. Please check samples before making final selection and to get actual dimensions for layout. See reverse side for additional product information.

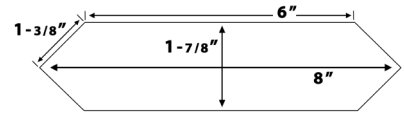
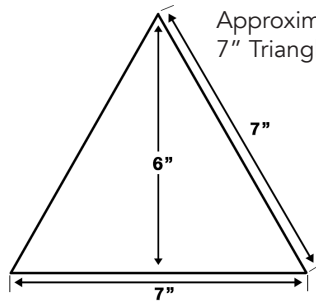
## Product Information

### Color

White NRFSWE

### Sizes (Non-Rectified)

2 x 10	NRFSWE/210
2 x 8 Picket	NRFSWE/28P
6 x 6	NRFSWE/66
6 x 6 Doble	NRFSWE/66D
7" Triangle	NRFSWE/7T
7" Triangle Doble	NRFSWE/7TD



Approximate dimensions for 2 x 8 Picket

### Coordinating Trims

Expect variation in color and size between field and trims.

1/2 x 12 Surface Bullnose NRFSWE/112SBN

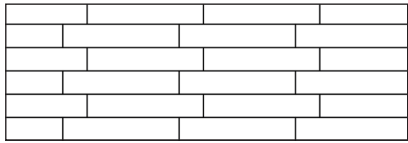
### Usage

Figures is suitable for walls and residential floors.

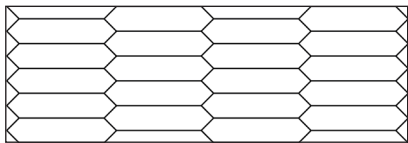
### Installation Information

Due to the extruded process that creates this handcrafted look, we recommend using at least an 1/8" grout joint. It is also recommended to use a grout color similar to the color of the tile and to avoid contrasting grouts. Please note that, as with handmade products, the tiles may be slightly different sizes and shapes, so you may need to adjust the size of the grout joints, making some a little bigger and some a little smaller, to accommodate these differences. This is especially true when using different shapes together in a pattern, as the edges may not align in perfectly parallel lines that will work with spacers. It is important to mix pieces within each carton and from several cartons to attain a proper blend. Expect variation from production run to production run, and between the different shapes/sizes.

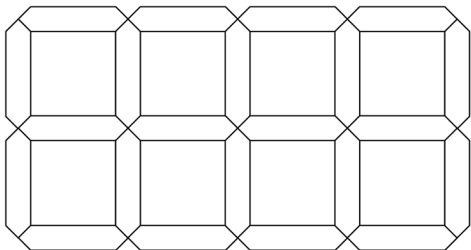
### Pattern Ideas - Possible patterns and ideas for installation.




2 x 10 Field




2 x 8 Picket



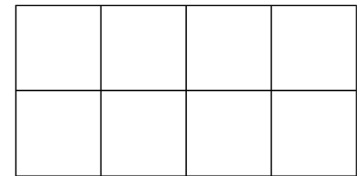
6 x 6 with 2 x 8 Picket



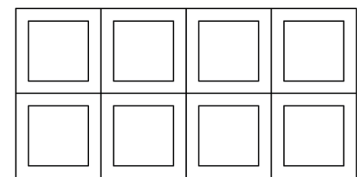
6 x 6 with 6 x 6 Doble



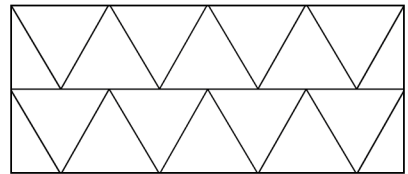
7" Triangle with 7" Triangle Doble




6 x 6



6 x 6 Doble



7" Triangle



7" Triangle Doble